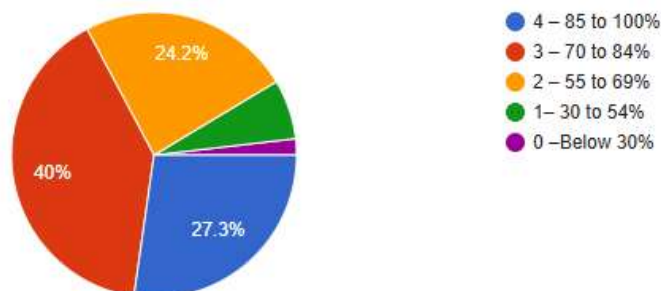


## Analysis of Student Satisfactory Survey for the Academic Year 2023-24

1. How much of the syllabus was covered in the class?

 Copy chart

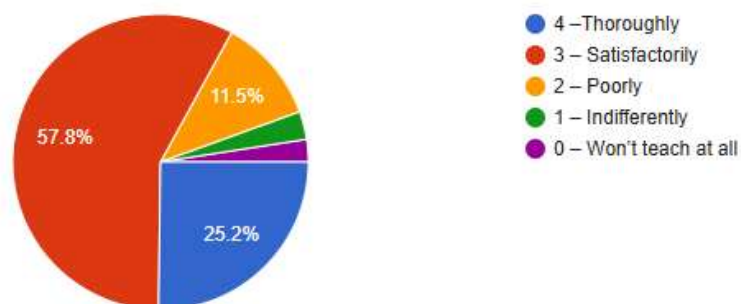
488 responses



2. How well did the teachers prepare for the classes?

 Copy chart

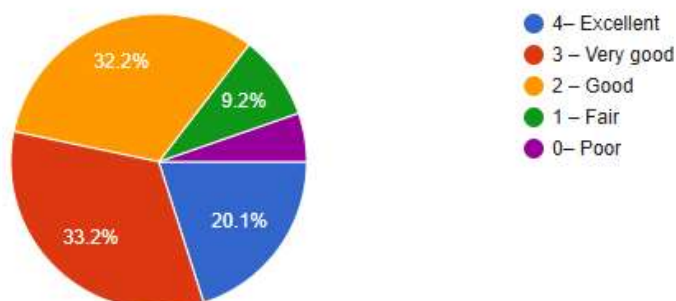
488 responses



3. The teacher's approach to teaching can best be described as

 Copy chart

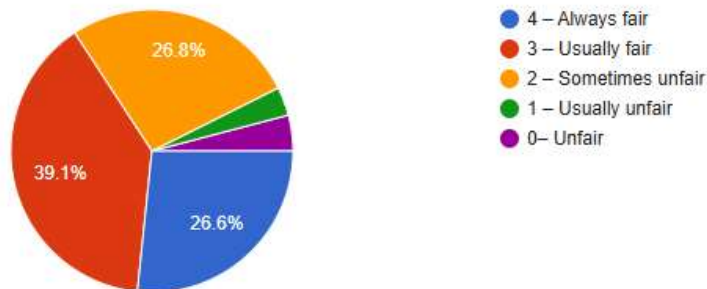
488 responses



4. Fairness of the internal evaluation process by the teachers.

[Copy chart](#)

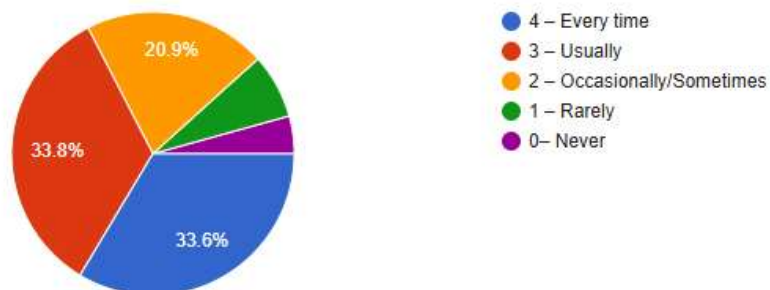
488 responses



5. Was your performance in assignments discussed with you?

[Copy chart](#)

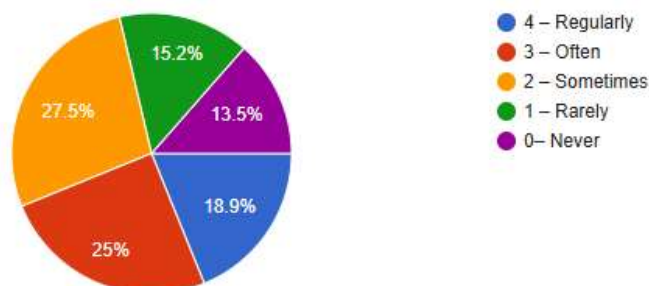
488 responses



6. The institute takes active interest in promoting internship, student exchange, field visit opportunities for students.

[Copy chart](#)

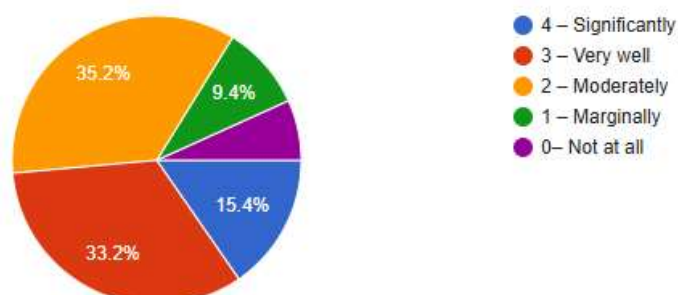
488 responses



7. The teaching and mentoring process in your institution facilitates you in cognitive, social and emotional growth.

[Copy chart](#)

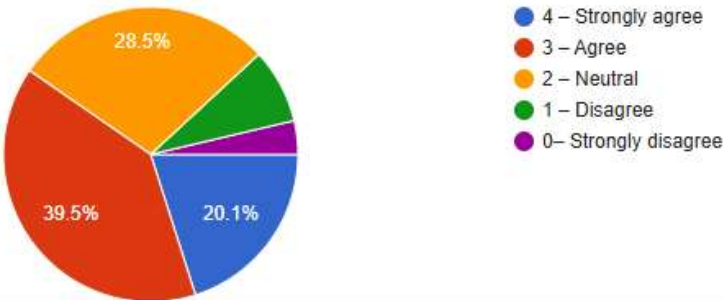
488 responses



8. The institution provides multiple opportunities to learn and grow.

 [Copy chart](#)

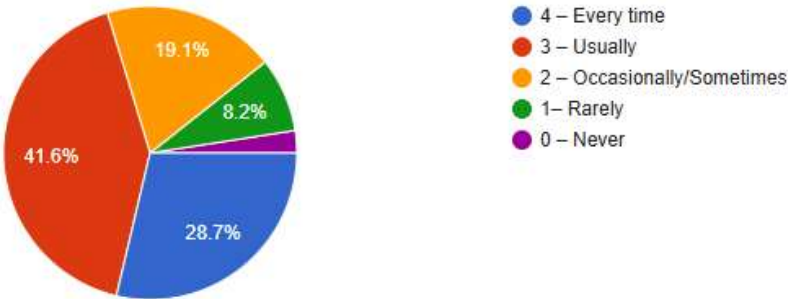
488 responses



9. The teachers illustrate the concepts through examples and applications.

 [Copy chart](#)

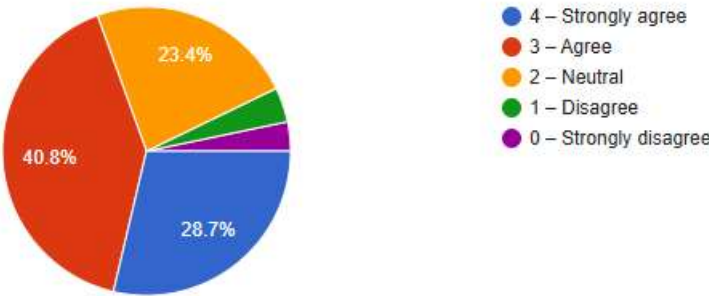
488 responses



10. Teachers encourage you to participate in extracurricular activities.

 [Copy chart](#)

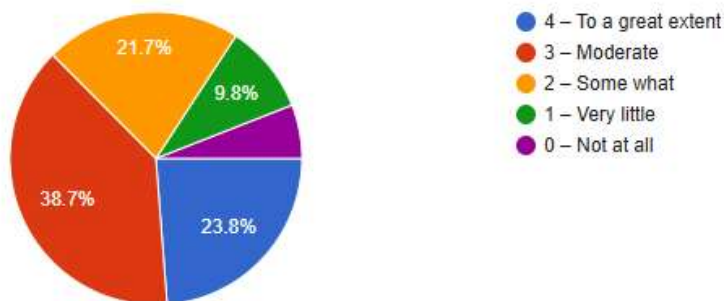
488 responses



11. Efforts are made by the institute/ teachers to inculcate soft skills, life skills and employability skills to make you ready for the world of work.

 [Copy chart](#)

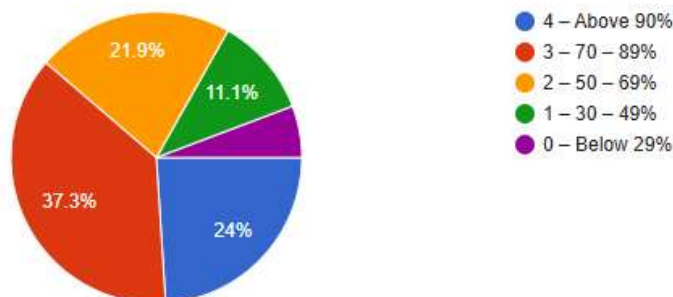
488 responses



12. What percentage of teachers use ICT tools such as LCD projector, Multimedia, etc. while teaching.

 [Copy chart](#)

488 responses



13. The overall quality of teaching-learning process in your institute is very good.

 [Copy chart](#)

488 responses

