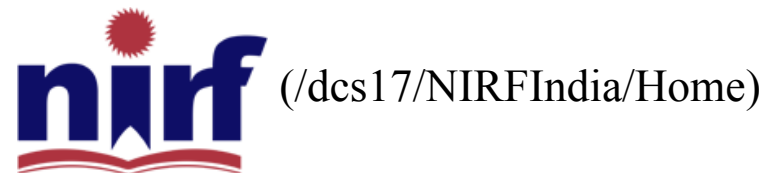




National Institutional Ranking Framework
Ministry of Human Resource Development
Government of India



(/dcs17/NIRFIndia/Home)

DCS Full Report ARCHITECTURE

Print

Institute ID: IR17-ARCH-2-13458

Institute Name: JNAFAU-SCHOOL OF PLANNING AND ARCHITECTURE

Status: Submitted **Edited:** Edited

Sanctioned (Approved) Intake

Academic Year	2015-16	2014-15	2013-14	2012-13	2011-12
UG [4 Years Program(s)]	60	60	60	60	---
UG [5 Years Program(s)]	85	85	85	85	85
PG [2 Years Program(s)]	40	0	---	---	---
Ph.D students enrolled	0	---	---	---	---

Total Actual Student Strength (Program(s) Offered by Your Institution)

(All programs of all years)	No. of Male Students	No. of Female Students	Total Students	Within State (Including male & female)	Outside State (Including male & female)	Outside Country (Including male & female)	Economically Backward (Including male & female)	Socially Challenged (SC+ST+OBC Including male & female)
UG	240	426	666	499	156	11	16	335

(All programs of all years)	No. of Male Students	No. of Female Students	Total Students	Within State (Including male & female)	Outside State (Including male & female)	Outside Country (Including male & female)	Economically Backward (Including male & female)	Socially Challenged (SC+ST+OBC Including male & female)
PG	33	57	90	90	0	0	7	29
Ph.D	0	0	0	0	0	0	0	0

Placement & Higher Studies

UG [4 Years Program(s)]: Placement & higher studies for previous 3 years

Academic Year	No. of first year students admitted in the year	Academic Year	No. of students admitted (Lateral Entry)	Academic Year	No. of students graduating in minimum stipulated time	No. of students placed through campus placement	Median salary of placed graduates (Amount in Rs.)	No. of students selected for Higher Studies
(2010-11)	61	(2011-12)	0	(2013-14)	40	13	250000 (two laks fifty thousand)	20
(2011-12)	45	(2012-13)	0	(2014-15)	20	12	275000 (twotwo lakh seventy five thousand)	8
(2012-13)	50	(2013-14)	0	(2015-16)	23	10	300000 (three lakhs rupees)	7

UG [5 Years Program(s)]: Placement & higher studies for previous 3 years

Academic Year	No. of first year students admitted in the year	Academic Year	No. of students graduating in minimum stipulated time	No. of students placed	Median salary of placed graduates (Amount in Rs.)	No. of students selected for Higher Studies
(2009-10)	91	(2013-14)	86	70	250000 (two laks fifty thousand)	16
(2010-11)	96	(2014-15)	90	65	275000 (two laks seventy five thousand)	25
(2011-12)	94	(2015-16)	86	60	300000 (three laks fifty thousand)	26

PG [2 Years Program(s)]: Placement & higher studies for previous 3 years						
Academic Year	No. of first year students admitted in the year	Academic Year	No. of students graduating in minimum stipulated time	No. of students placed through campus placement	Median salary of placed graduates (Amount in Rs.)	No. of students selected for Higher Studies
(2012-13)	0	(2013-14)	0	0	0(Zero)	0
(2013-14)	0	(2014-15)	0	0	0(Zero)	0
(2014-15)	0	(2015-16)	0	0	0(Zero)	0

Entrepreneurship

No. of sustained spin-off companies set up over the previous 5 years (2011-2016)(Companies started by the Students/Alumni/Faculty in the institutions business incubators):

Top University Admission Data

No. of graduating students from your institution who were admitted into Top University/Institution to pursue higher studies in the year 2015-16:

No. of PG students admitted into your institutions from Top Institution in the year 2015-16:

No. of Ph.D students admitted into your institutions from Top Institution in the year 2015-16:

Total No.of PG & Ph.D students admitted:

Ph.D Student Details

No. of Ph.D students graduated (including Integrated Ph.D)		
2015-16	2014-15	2013-14
2	1	0

Faculty Details

	#	Name	Age	Designation	Gender	Qualification	Experience (In Months)
+	1	A KALI KRISHNA	28	Assistant Professor	Male	M.Plan	14
+	2	ANJU YADAV	30	Assistant Professor	Female	M.Sc.	15
+	3	AZEEZ KHAN	30	Assistant Professor	Male	M.Arch.	38
+	4	BHARATH M	25	Assistant Professor	Male	M.Plan	5
+	5	C VASAVI	30	Assistant Professor	Female	M.Arch.	60
+	6	Ch SHARMILA	43	Associate Professor	Female	M.Arch.	267
+	7	Ch SRINIVAS	51	Associate Professor	Male	M.Arch.	326
+	8	D VIJAY KISHORE	51	Dean / Principal / Director / Vice Chancellor	Male	Ph.D	323
+	9	ELSA DOROTHY	29	Assistant Professor	Female	M.Arch.	48
+	10	FILZA AHMEDI	24	Assistant Professor	Female	B.Sc.	17
+	11	G MANIKESWAR	42	Assistant Professor	Male	B.Tech	144
+	12	GAYATHRI PRIYANKA	23	Assistant Professor	Female	M.Tech	1
+	13	H CHINNA SAIDULU	38	Assistant Professor	Male	M.Arch.	168

	#	Name	Age	Designation	Gender	Qualification	Experience (In Months)
+	14	HARSHITA VANGARA	28	Assistant Professor	Female	M.Arch.	72
+	15	ISMAT HAJERA	26	Assistant Professor	Female	B.A	36
+	16	K SUDHAKAR	54	Professor	Male	Ph.D	400
+	17	LALITHA DEVI	53	Assistant Professor	Female	B. Arch	60
+	18	M PADMA	38	Assistant Professor	Female	M.Arch.	24
+	19	M ROHIT	27	Assistant Professor	Male	B. Arch	15
+	20	M SITARAMA LAKSHMI	48	Associate Professor	Female	M.Arch.	258
+	21	M VINOD GANESH	49	Associate Professor	Male	M.Arch.	278
+	22	MADHULIKA	24	Assistant Professor	Female	M.Arch.	3
+	23	n I sireesha	38	Assistant Professor	Female	Ph.D	132
+	24	NAGA VAISHNAVI	25	Assistant Professor	Female	M.Arch.	14
+	25	NIVEDITA BOSE	56	Associate Professor	Female	M.Sc.	120
+	26	P ABHINAND GOPAL	25	Assistant Professor	Male	B. Arch	14
+	27	P PADMAVATHI	56	Professor	Female	Ph.D	424
+	28	P UDAY SHANKAR	53	Assistant Professor	Male	M.Plan	300
+	29	PADMA SHRI MAHARAJ	32	Assistant Professor	Female	M.Arch.	72
+	30	PRASANNA RANI	29	Assistant Professor	Female	B. Arch	48
+	31	R SAMYUKTA	28	Assistant Professor	Female	B. Arch	36
+	32	RAJESHWAR RAO	35	Assistant Professor	Male	B. Arch	60
+	33	RAMANA MURTHY	42	Assistant Professor	Male	M.E.	204
+	34	S ADITYA	41	Associate Professor	Male	M.Arch.	204

	#	Name	Age	Designation	Gender	Qualification	Experience (In Months)
+	35	S PUSHPA	38	Assistant Professor	Female	B.A	12
+	36	SATHVIK	24	Assistant Professor	Male	M.Plan	2
+	37	SRUTHI C	25	Assistant Professor	Female	B.Sc.	15
+	38	SRUTHI REDDY C	25	Assistant Professor	Female	M.Plan	14
+	39	V PHANISREE	50	Professor	Female	Ph.D	285
+	40	V POOJA MAHATHI	28	Assistant Professor	Female	B. Arch	25
+	41	V VAMSHIIDHAR	39	Assistant Professor	Male	M.Arch.	132

Financial Resources: Utilised Amount for the Capital & Operational expenditure for previous 3 years

Financial Year	2015-16	2014-15	2013-14
	Utilised Amount	Utilised Amount	Utilised Amount
Annual Capital Expenditure on Academic Activities and Resources (excluding expenditure on buildings)			
Library	6500000 (sixty five lakhs)	5800000 (fifty eight lakhs)	5000000 (fifty lakhs)
New Equipment for Laboratories	3500000 (thirty five lakhs)	5000000 (fifty lakhs)	6000000 (sixty lakhs)
Engineering Workshops	2500000 (twenty five lakhs)	2200000 (twenty two lakhs)	1500000 (fifteen lakhs)
Studios	6000000 (sixty lakhs)	3500000 (thirty five lakhs)	2000000 (twenty lakhs)
Other suitably identified academic activities	3800000 (thirty eight lakhs)	2800000 (twenty eight lakhs)	2200000 (twenty two lakhs)
Annual Operational Expenditure			
Salaries (Teaching and Non Teaching staff)	64800000 (six crores forty eight lakhs)	58300000 (five crores eighty three lakhs)	51800000 (five crores eighteen lakhs)

Financial Year	2015-16	2014-15	2013-14
	Utilised Amount	Utilised Amount	Utilised Amount
Maintenance of Academic Infrastructure or consumables, other running expenditures, Seminars/Conferences/Workshops etc. (excluding maintenance of hostels and allied services)	7500000 (seventy five lakhs)	6800000 (sixty eight lakhs)	6200000 (sixty two lakhs)

Women Diversity

No. of women members in senior administrative positions, such as Head of Departments, Dean or Institute Heads in previous academic year (2015-16):

IPR

Calendar Year	2015	2014	2013
No. of Patents Filed	0	0	0
No. of Patents Published	0	0	0
No. of Patents Granted	0	0	0
No. of Patents Licensed	0	0	0

Did your institution transferred atleast one technology in the previous three years?:

Financial Year	2015-16	2014-15	2013-14
Earning From Patents (Amount in Rupees)	0	0	0
Enter Amount in Words	nil	nil	nil

Sponsored Research Details

Financial Year	2015-16	2014-15	2013-14
Total no. of Sponsored Projects	0	0	0
Total no. of Funding Agencies	0	0	0
Total Amount Received (Amount in Rupees)	0	0	0
Amount Received in Words	nil	nil	nil

Consultancy Project Details

Financial Year	2015-16	2014-15	2013-14
Total no. of Consultancy Projects	1	1	1
Total no. of Client Organizations	1	1	1
Total Amount Received (Amount in Rupees)	16000000	18000000	15000000
Amount Received in Words	one crore sixty lakhs	one crore eighty lakhs	one crore fifty lakhs

Executive Development Program

Financial Year	2015-16	2014-15	2013-14
Total no. of Executive Development Programs	2	1	2
Total no. of Participants	300	180	300
Total Annual Earnings (Amount in Rupees)	0	0	0

Financial Year	2015-16	2014-15	2013-14
Total Annual Earnings in Words	nil	nil	nil

Facilities for PCS: Facilities of physically challenged students

1. Do your institution buildings have Lifts/Ramps?	Yes, in some of the buildings
2. Do your institution have provision for walking aids, including wheelchairs and transportation from one building to another for handicapped students?	No
3. Do your institution buildings have specially designed toilets for handicapped students?	No

Upload Prescribed Formats

Srno	Format Name	Download
1	Consultancy Project Details (Parameter 2D)	Download uploaded format (/dcs17/Uploads/ConsultancyProjectDetails/ARCH-2-13458_ConsultancyProjectDetails_2016
2	Entrepreneurship Details (Parameter 3A)	Download uploaded format (/dcs17/Uploads/EntrepreneurshipDetails/ARCH-2-13458_EntrepreneurshipDetails_20161
3	Executive Development Program Details (Parameter 2D)	Download uploaded format (/dcs17/Uploads/ExecutiveDevelopmentProgram/ARCH-2-13458_ExecutiveDevelopmentProgramI
4	Placement Data (Parameter 3A)	Download uploaded format (/dcs17/Uploads/PlacementData/IR17-ARCH-2-13458_PlacementData_201612231245

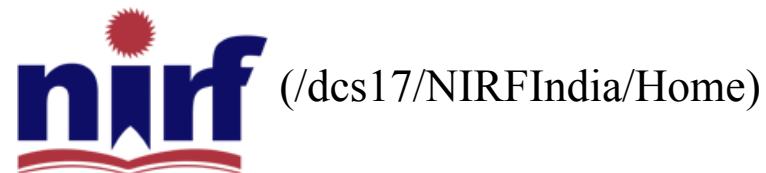
Srno	Format Name	Download
5	Higher Studies Data (Parameter 3A)	Download uploaded format (/dcs17/Uploads/HigherStudiesData/IR1 ARCH-2-13458_HigherStudiesData_2016122312
6	Sponsored Research Details (Parameter 2D)	Download uploaded format (/dcs17/Uploads/SponsoredResearchDe ARCH-2-13458_SponsoredResearchDetails_201
7	Top University Details (Parameter 3D)	Download uploaded format (/dcs17/Uploads/TopUniversityDetails3D ARCH-2-13458_TopUniversityDetails3D_201612:
8	Top University Details (Parameter 5D)	Download uploaded format (/dcs17/Uploads/TopUniversityDetails5D ARCH-2-13458_TopUniversityDetails5D_201612:

Have you uploaded the all prescribed formats in your website/url/weblocation?:

www.jnafau.ac.in (www.jnafau.ac.in)



National Institutional Ranking Framework
Ministry of Human Resource Development
Government of India



DCS Full Report ENGINEERING

[Print](#)

Institute ID: IR17-ENGG-2-13458

Institute Name: JNAFAU-SCHOOL OF PLANNING AND ARCHITECTURE

Status: Submitted **Edited:** Edited

Sanctioned (Approved) Intake

Academic Year	2015-16	2014-15	2013-14	2012-13	2011-12
UG [4 Years Program(s)]	160	160	160	160	---
PG [2 Years Program(s)]	25	50	---	---	---
Ph.D students enrolled	0	---	---	---	---

Total Actual Student Strength (Program(s) Offered by Your Institution)

(All programs of all years)	No. of Male Students	No. of Female Students	Total Students	Within State (Including male & female)	Outside State (Including male & female)	Outside Country (Including male & female)	Economically Backward (Including male & female)	Socially Challenged (SC+ST+OBC Including male & female)
UG	298	223	521	464	57	0	56	270
PG	40	39	79	67	12	0	1	54

(All programs of all years)	No. of Male Students	No. of Female Students	Total Students	Within State (Including male & female)	Outside State (Including male & female)	Outside Country (Including male & female)	Economically Backward (Including male & female)	Socially Challenged (SC+ST+OBC Including male & female)
Ph.D	0	0	0	0	0	0	0	0

Placement & Higher Studies

UG [4 Years Program(s)]: Placement & higher studies for previous 3 years

Academic Year	No. of first year students admitted in the year	Academic Year	No. of students admitted (Lateral Entry)	Academic Year	No. of students graduating in minimum stipulated time	No. of students placed through campus placement	Median salary of placed graduates (Amount in Rs.)	No. of students selected for Higher Studies
(2010-11)	103	(2011-12)	0	(2013-14)	80	19	250000 (two lakhs fifty thousand)	10
(2011-12)	117	(2012-13)	0	(2014-15)	82	30	275000 (two lakhs seventy five thousand)	14
(2012-13)	103	(2013-14)	0	(2015-16)	43	25	300000 (three lakhs rupees)	15

PG [2 Years Program(s)]: Placement & higher studies for previous 3 years

Academic Year	No. of first year students admitted in the year	Academic Year	No. of students graduating in minimum stipulated time	No. of students placed through campus placement	Median salary of placed graduates (Amount in Rs.)	No. of students selected for Higher Studies
(2012-13)	25	(2013-14)	19	10	250000(two lakhs fifty thousand)	5
(2013-14)	26	(2014-15)	20	12	275000(two lakhs seventy five thousand)	7
(2014-15)	52	(2015-16)	50	30	300000(three lakhs rupees)	10

Entrepreneurship

No. of sustained spin-off companies set up over the previous 5 years (2011-2016)(Companies started by the Students/Alumni/Faculty in the institutions business incubators):

Top University Admission Data

No. of graduating students from your institution who were admitted into Top University/Institution to pursue higher studies in the year 2015-16:

No. of PG students admitted into your institutions from Top Institution in the year 2015-16:

No. of Ph.D students admitted into your institutions from Top Institution in the year 2015-16:

Total No.of PG & Ph.D students admitted:

Ph.D Student Details

No. of Ph.D students graduated (including Integrated Ph.D)

2015-16	2014-15	2013-14
2	1	0

Faculty Details

	#	Name	Age	Designation	Gender	Qualification	Experience (In Months)
+	1	AKHILA	24	Lecturer	Female	B.Tech	15

	#	Name	Age	Designation	Gender	Qualification	Experience (In Months)
+	2	B CHENNAIAH	29	Assistant Professor	Male	M.Tech	51
+	3	B PRITHVIRAJ	26	Assistant Professor	Male	M.Tech	36
+	4	B RAMAKRISHNAIAH	56	Associate Professor	Male	M.Plan	264
+	5	CHANDRAKANTH	27	Lecturer	Male	B.Tech	24
+	6	D KAVILATHA	38	Assistant Professor	Female	M.Sc.	60
+	7	DIVYA PATIL	30	Assistant Professor	Female	M.Arch.	51
+	8	E SANDHYA	52	Associate Professor	Female	M.Plan	216
+	9	GHOLE PARUL VIJAY RAO	38	Lecturer	Female	BFA	24
+	10	J CHAITANYA	23	Assistant Professor	Female	M.Tech	24
+	11	K GOWTHAM REDDY	25	Assistant Professor	Male	M.Tech	48
+	12	K PRATHYUSHA REDDY	24	Assistant Professor	Female	B. Arch	12
+	13	LAVANYA DAS	35	Assistant Professor	Female	M.Arch.	84
+	14	M VINAY KUMAR	28	Assistant Professor	Male	M.Tech	2
+	15	MIDDE SARAH NIREEKSHANA	33	Assistant Professor	Female	M.S	24
+	16	N LINGA REDDY	28	Assistant Professor	Male	M.Tech	50
+	17	NIZAM UNNISA	29	Assistant Professor	Female	B. Arch	68
+	18	P S S NAGALAKSHMI	42	Assistant Professor	Female	M.Tech	84
+	19	PADMAJA	30	Assistant Professor	Female	M.Plan	14
+	20	RAMYA TEJA P	26	Assistant Professor	Female	M.Sc.	60
+	21	S DEEPIKA	23	Lecturer	Female	B.Tech	14
+	22	S RAVI KIRAN	28	Assistant Professor	Male	M.Tech	36

	#	Name	Age	Designation	Gender	Qualification	Experience (In Months)
+	23	SANTOSH KUMAR	30	Assistant Professor	Male	M.Tech	75
+	24	SHIVA SHARMA	28	Lecturer	Male	B.Tech	1
+	25	SHIVANGI	35	Assistant Professor	Female	M.Plan	100
+	26	SHUBHA PRADHA	44	Assistant Professor	Female	M.Plan	12
+	27	SRINIVASA REDDY	41	Associate Professor	Male	Ph.D	229
+	28	TAUSIF IQBAL	27	Assistant Professor	Male	M.Plan	64
+	29	TUHINA	46	Assistant Professor	Female	M.Plan	96

Financial Resources: Utilised Amount for the Capital & Operational expenditure for previous 3 years

Financial Year	2015-16	2014-15	2013-14
	Utilised Amount	Utilised Amount	Utilised Amount
Annual Capital Expenditure on Academic Activities and Resources (excluding expenditure on buildings)			
Library	6500000 (sixty five lakhs)	5800000 (fifty eight lakhs)	5000000 (fifty lakhs)
New Equipment for Laboratories	3500000 (thirty five lakhs)	5000000 (fifty lakhs)	6000000 (sixty lakhs)
Engineering Workshops	2500000 (twenty five lakhs)	2200000 (twenty two lakhs)	1500000 (fifteen lakhs)
Studios	6000000 (sixty lakhs)	3500000 (thirty five lakhs)	2000000 (twenty lakhs)
Other suitably identified academic activities	3800000 (thirty eight lakhs)	2800000 (twenty eight lakhs)	2200000 (twenty two lakhs)
Annual Operational Expenditure			
Salaries (Teaching and Non Teaching staff)	64800000 (six crores forty eight lakhs)	58300000 (five crores eighty three lakhs)	51800000 (five crores eighteen lakhs)

Financial Year	2015-16	2014-15	2013-14
	Utilised Amount	Utilised Amount	Utilised Amount
Maintenance of Academic Infrastructure or consumables, other running expenditures, Seminars/Conferences/Workshops etc. (excluding maintenance of hostels and allied services)	7500000 (seventy five lakhs)	6800000 (sixty eight lakhs)	6200000 (sixty two lakhs)

Women Diversity

No. of women members in senior administrative positions, such as Head of Departments, Dean or Institute Heads in previous academic year (2015-16):

IPR

Calendar Year	2015	2014	2013
No. of Patents Filed	0	0	0
No. of Patents Published	0	0	0
No. of Patents Granted	0	0	0
No. of Patents Licensed	0	0	0

Did your institution transferred atleast one technology in the previous three years?:

Financial Year	2015-16	2014-15	2013-14
Earning From Patents (Amount in Rupees)	0	0	0
Enter Amount in Words	nil	nil	nil

Sponsored Research Details

Financial Year	2015-16	2014-15	2013-14
Total no. of Sponsored Projects	0	0	0
Total no. of Funding Agencies	0	0	0
Total Amount Received (Amount in Rupees)	0	0	0
Amount Received in Words	nil	nil	nil

Consultancy Project Details

Financial Year	2015-16	2014-15	2013-14
Total no. of Consultancy Projects	0	0	0
Total no. of Client Organizations	0	0	0
Total Amount Received (Amount in Rupees)	0	0	0
Amount Received in Words	NIL	NIL	NIL

Executive Development Program

Financial Year	2015-16	2014-15	2013-14
Total no. of Executive Development Programs	2	1	2
Total no. of Participants	300	180	300
Total Annual Earnings (Amount in Rupees)	0	0	0

Financial Year	2015-16	2014-15	2013-14
Total Annual Earnings in Words	nil	nil	nil

Facilities for PCS: Facilities of physically challenged students

1. Do your institution buildings have Lifts/Ramps?	Yes, in some of the buildings
2. Do your institution have provision for walking aids, including wheelchairs and transportation from one building to another for handicapped students?	No
3. Do your institution buildings have specially designed toilets for handicapped students?	No

Upload Prescribed Formats

Srno	Format Name	Download
1	Consultancy Project Details (Parameter 2D)	Download uploaded format (/dcs17/Uploads/ConsultancyProjectDetails/ENGG-2-13458_ConsultancyProjectDetails_2016
2	Entrepreneurship Details (Parameter 3A)	Download uploaded format (/dcs17/Uploads/EntrepreneurshipDetails/ENGG-2-13458_EnterpreneurshipDetails_20161
3	Executive Development Program Details (Parameter 2D)	Download uploaded format (/dcs17/Uploads/ExecutiveDevelopmentProgram/ENGG-2-13458_ExecutiveDevelopmentProgramI
4	Placement Data (Parameter 3A)	Download uploaded format (/dcs17/Uploads/PlacementData/IR17-ENGG-2-13458_PlacementData_201612231329(

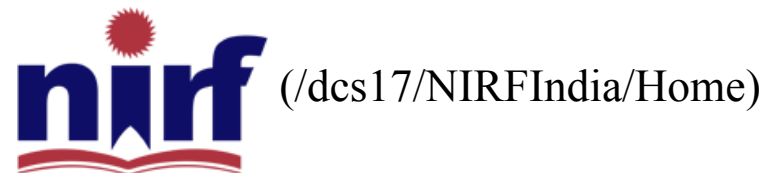
Srno	Format Name	Download
5	Higher Studies Data (Parameter 3A)	Download uploaded format (/dcs17/Uploads/HigherStudiesData/IR1 ENGG-2-13458_HigherStudiesData_2016122313
6	Sponsored Research Details (Parameter 2D)	Download uploaded format (/dcs17/Uploads/SponsoredResearchDe ENGG-2-13458_SponsoredResearchDetails_201
7	Top University Details (Parameter 3D)	Download uploaded format (/dcs17/Uploads/TopUniversityDetails3D ENGG-2-13458_TopUniversityDetails3D_201612:
8	Top University Details (Parameter 5D)	Download uploaded format (/dcs17/Uploads/TopUniversityDetails5D ENGG-2-13458_TopUniversityDetails5D_201612:

Have you uploaded the all prescribed formats in your website/url/weblocation?:

www.jnafau.ac.in (www.jnafau.ac.in)



National Institutional Ranking Framework
Ministry of Human Resource Development
Government of India



(/dcs17/NIRFIndia/Home)

DCS Full Report OVERALL

Print

Institute ID: IR17-I-2-13458

Institute Name: JNAFAU-SCHOOL OF PLANNING AND ARCHITECTURE

Status: Submitted **Edited:** Edited

Sanctioned (Approved) Intake

Academic Year	2015-16	2014-15	2013-14	2012-13	2011-12
UG [4 Years Program(s)]	240	240	240	240	---
UG [5 Years Program(s)]	85	85	85	85	85
PG [2 Years Program(s)]	65	50	---	---	---
Ph.D students enrolled	0	---	---	---	---

Total Actual Student Strength (Program(s) Offered by Your Institution)

(All programs of all years)	No. of Male Students	No. of Female Students	Total Students	Within State (Including male & female)	Outside State (Including male & female)	Outside Country (Including male & female)	Economically Backward (Including male & female)	Socially Challenged (SC+ST+OBC Including male & female)
UG	538	649	1187	963	213	11	72	605

(All programs of all years)	No. of Male Students	No. of Female Students	Total Students	Within State (Including male & female)	Outside State (Including male & female)	Outside Country (Including male & female)	Economically Backward (Including male & female)	Socially Challenged (SC+ST+OBC Including male & female)
PG	73	96	169	157	12	0	8	83
Ph.D	0	0	0	0	0	0	0	0

Placement & Higher Studies

UG [4 Years Program(s)]: Placement & higher studies for previous 3 years

Academic Year	No. of first year students admitted in the year	Academic Year	No. of students admitted (Lateral Entry)	Academic Year	No. of students graduating in minimum stipulated time	No. of students placed through campus placement	Median salary of placed graduates (Amount in Rs.)	No. of students selected for Higher Studies
(2010-11)	164	(2011-12)	0	(2013-14)	120	32	250000 (Two Lakhs and Fifty Thousand)	30
(2011-12)	162	(2012-13)	0	(2014-15)	102	42	275000 (Two Lakh and Seventy Five Thousand)	22
(2012-13)	153	(2013-14)	0	(2015-16)	66	35	300000 (Three Lakhs Rupees)	22

UG [5 Years Program(s)]: Placement & higher studies for previous 3 years

Academic Year	No. of first year students admitted in the year	Academic Year	No. of students graduating in minimum stipulated time	No. of students placed	Median salary of placed graduates (Amount in Rs.)	No. of students selected for Higher Studies
(2009-10)	91	(2013-14)	86	70	250000 (Two Lakhs and Fifty Thousand)	16
(2010-11)	96	(2014-15)	90	65	275000 (Two Lakh and Seventy Five Thousand)	25
(2011-12)	94	(2015-16)	86	60	300000 (Three Lakhs Rupe)	26

PG [2 Years Program(s)]: Placement & higher studies for previous 3 years

Academic Year	No. of first year students admitted in the year	Academic Year	No. of students graduating in minimum stipulated time	No. of students placed through campus placement	Median salary of placed graduates (Amount in Rs.)	No. of students selected for Higher Studies
(2012-13)	25	(2013-14)	19	10	250000(Two Lakhs and Fifty Thousand)	5
(2013-14)	26	(2014-15)	20	12	275000(Two Lakh and Seventy Five Thousand)	7
(2014-15)	52	(2015-16)	50	13	300000(Three Lakhs Rupe)	10

Entrepreneurship

No. of sustained spin-off companies set up over the previous 5 years (2011-2016)(Companies started by the Students/Alumni/Faculty in the institutions business incubators):

Top University Admission Data

No. of graduating students from your institution who were admitted into Top University/Institution to pursue higher studies in the year 2015-16:

No. of PG students admitted into your institutions from Top Institution in the year 2015-16:

No. of Ph.D students admitted into your institutions from Top Institution in the year 2015-16:

Total No.of PG & Ph.D students admitted:

Ph.D Student Details

No. of Ph.D students graduated (including Integrated Ph.D)

2015-16	2014-15	2013-14
4	2	0

Faculty Details

#	Name	Age	Designation	Gender	Qualification	Experience (In Months)
 1	A KALI KRISHNA	28	Assistant Professor	Male	M.Plan	14
 2	AKHILA	24	Lecturer	Female	B.Tech	15
 3	ANJU YADAV	30	Assistant Professor	Female	M.Sc.	15
 4	AZEEZ KHAN	30	Assistant Professor	Male	M.Arch.	38
 5	B CHENNAIAH	29	Assistant Professor	Male	M.Tech	51
 6	B PRITHVIRAJ	26	Assistant Professor	Male	M.Tech	36
 7	B RAMAKRISHNAIAH	56	Associate Professor	Male	M.Plan	264

	#	Name	Age	Designation	Gender	Qualification	Experience (In Months)
+	8	BHARATH M	25	Assistant Professor	Male	M.Plan	5
+	9	C VASAVI	30	Assistant Professor	Female	M.Arch.	60
+	10	Ch SHARMILA	43	Associate Professor	Female	M.Arch.	267
+	11	Ch SRINIVAS	51	Associate Professor	Male	M.Arch.	326
+	12	CHANDRAKANTH	27	Lecturer	Male	B.Tech	24
+	13	D KAVILATHA	38	Assistant Professor	Female	M.Sc.	60
+	14	D VIJAY KISHORE	51	Dean / Principal / Director / Vice Chancellor	Male	Ph.D	323
+	15	DIVYA PATIL	30	Assistant Professor	Female	M.Arch.	51
+	16	E SANDHYA	52	Associate Professor	Female	M.Plan	216
+	17	ELSA DOROTHY	29	Assistant Professor	Female	M.Arch.	48
+	18	FILZA AHMEDI	24	Assistant Professor	Female	B.Sc.	17
+	19	G MANIKESWAR	42	Assistant Professor	Male	B.Tech	144
+	20	GAYATHRI PRIYANKA	23	Assistant Professor	Female	M.Tech	1
+	21	GHOLE PARUL VIJAY RAO	38	Lecturer	Female	BFA	24
+	22	H CHINNA SAIDULU	38	Assistant Professor	Male	M.Arch.	168
+	23	HARSHITA VANGARA	28	Assistant Professor	Female	M.Arch.	72
+	24	ISMAT HAJERA	26	Assistant Professor	Female	B.A	36
+	25	J CHAITANYA	23	Assistant Professor	Female	M.Tech	24
+	26	K GOWTHAM REDDY	25	Assistant Professor	Male	M.Tech	48
+	27	K PRATHYUSHA REDDY	24	Assistant Professor	Female	B. Arch	12
+	28	K SUDHAKAR	54	Professor	Male	Ph.D	400

	#	Name	Age	Designation	Gender	Qualification	Experience (In Months)
+	29	LALITHA DEVI	53	Assistant Professor	Female	B. Arch	60
+	30	LAVANYA DAS	35	Assistant Professor	Female	M.Arch.	84
+	31	M PADMA	38	Assistant Professor	Female	M.Arch.	24
+	32	M ROHIT	27	Assistant Professor	Male	B. Arch	15
+	33	M SITARAMA LAKSHMI	48	Associate Professor	Female	M.Arch.	258
+	34	M VINAY KUMAR	28	Assistant Professor	Male	M.Tech	2
+	35	M VINOD GANESH	49	Associate Professor	Male	M.Arch.	278
+	36	MADHULIKA	24	Assistant Professor	Female	M.Arch.	3
+	37	MIDDE SARAH NIREEKSHANA	33	Assistant Professor	Female	M.S	24
+	38	n l sireesha	38	Assistant Professor	Female	Ph.D	132
+	39	N LINGA REDDY	28	Assistant Professor	Male	M.Tech	50
+	40	NAGA VAISHNAVI	25	Assistant Professor	Female	M.Arch.	14
+	41	NIVEDITA BOSE	56	Associate Professor	Female	M.Sc.	120
+	42	NIZAM UNNISA	29	Assistant Professor	Female	B. Arch	68
+	43	P ABHINAND GOPAL	25	Assistant Professor	Male	B. Arch	14
+	44	P PADMAVATHI	56	Professor	Female	Ph.D	424
+	45	P S S NAGALAKSHMI	42	Assistant Professor	Female	M.Tech	84
+	46	P UDAY SHANKAR	53	Assistant Professor	Male	M.Plan	300
+	47	PADMA SHRI MAHARAJ	32	Assistant Professor	Female	M.Arch.	72
+	48	PADMAJA	30	Assistant Professor	Female	M.Plan	14
+	49	PRASANNA RANI	29	Assistant Professor	Female	B. Arch	48

	#	Name	Age	Designation	Gender	Qualification	Experience (In Months)
+	50	R SAMYUKTA	28	Assistant Professor	Female	B. Arch	36
+	51	RAJESHWAR RAO	35	Assistant Professor	Male	B. Arch	60
+	52	RAMANA MURTHY	42	Assistant Professor	Male	M.E.	204
+	53	RAMYA TEJA P	26	Assistant Professor	Female	M.Sc.	60
+	54	S ADITYA	41	Associate Professor	Male	M.Arch.	204
+	55	S DEEPIKA	23	Lecturer	Female	B.Tech	14
+	56	S PUSHPA	38	Assistant Professor	Female	B.A	12
+	57	S RAVI KIRAN	28	Assistant Professor	Male	M.Tech	36
+	58	SANTOSH KUMAR	30	Assistant Professor	Male	M.Tech	75
+	59	SATHVIK	24	Assistant Professor	Male	M.Plan	2
+	60	SHIVA SHARMA	28	Lecturer	Male	B.Tech	1
+	61	SHIVANGI	35	Assistant Professor	Female	M.Plan	100
+	62	SHUBHA PRADHA	44	Assistant Professor	Female	M.Plan	12
+	63	SRINIVASA REDDY	41	Associate Professor	Male	Ph.D	229
+	64	SRUTHI C	25	Assistant Professor	Female	B.Sc.	15
+	65	SRUTHI REDDY C	25	Assistant Professor	Female	M.Plan	14
+	66	TAUSIF IQBAL	27	Assistant Professor	Male	M.Plan	64
+	67	TUHINA	46	Assistant Professor	Female	M.Plan	96
+	68	V PHANISREE	50	Professor	Female	Ph.D	285
+	69	V POOJA MAHATHI	28	Assistant Professor	Female	B. Arch	25
+	70	V VAMSHIIDHAR	39	Assistant Professor	Male	M.Arch.	132

Financial Resources: Utilised Amount for the Capital & Operational expenditure for previous 3 years

Financial Year	2015-16	2014-15	2013-14
	Utilised Amount	Utilised Amount	Utilised Amount
Annual Capital Expenditure on Academic Activities and Resources (excluding expenditure on buildings)			
Library	6500000 (sixty five lakhs)	5800000 (fifty eight lakhs)	5000000 (fifty lakhs)
New Equipment for Laboratories	3500000 (thirty five lakhs)	5000000 (fifty lakhs)	6000000 (sixty lakhs)
Engineering Workshops	2500000 (twenty five lakhs)	2200000 (twenty two lakhs)	1500000 (fifteen lakhs)
Studios	6000000 (sixty lakhs)	3500000 (thirty five lakhs)	2000000 (twenty lakhs)
Other suitably identified academic activities	3800000 (thirty eight lakhs)	2800000 (twenty eight lakhs)	2200000 (twenty two lakhs)
Annual Operational Expenditure			
Salaries (Teaching and Non Teaching staff)	64800000 (six crores forty eight lakhs)	58300000 (five crores eighty three lakhs)	51800000 (five crores eighteen lakhs)
Maintenance of Academic Infrastructure or consumables, other running expenditures, Seminars/Conferences/Workshops etc. (excluding maintenance of hostels and allied services)	7500000 (seventy five lakhs)	6800000 (sixty eight lakhs)	6200000 (sixty two lakhs)

Women Diversity

No. of women members in senior administrative positions, such as Head of Departments, Dean or Institute Heads in previous academic year (2015-16):

IPR

Calendar Year	2015	2014	2013
No. of Patents Filed	0	0	0
No. of Patents Published	0	0	0
No. of Patents Granted	0	0	0
No. of Patents Licensed	0	0	0

Did your institution transferred atleast one technology in the previous three years?:

Financial Year	2015-16	2014-15	2013-14
Earning From Patents (Amount in Rupees)	0	0	0
Enter Amount in Words	NIL	NIL	NIL

Sponsored Research Details

Financial Year	2015-16	2014-15	2013-14
Total no. of Sponsored Projects	0	0	0
Total no. of Funding Agencies	0	0	0
Total Amount Received (Amount in Rupees)	0	0	0
Amount Received in Words	NIL	NIL	NIL

Consultancy Project Details

Financial Year	2015-16	2014-15	2013-14
----------------	---------	---------	---------

Total no. of Consultancy Projects	1	1	1
Total no. of Client Organizations	1	1	1
Total Amount Received (Amount in Rupees)	16000000	18000000	15000000
Amount Received in Words	One Crore Sixty Lakhs	One Crore Eighty Lakhs	One Crore Fifty Lakhs

Executive Development Program

Financial Year	2015-16	2014-15	2013-14
Total no. of Executive Development Programs	2	1	2
Total no. of Participants	300	180	300
Total Annual Earnings (Amount in Rupees)	0	0	0
Total Annual Earnings in Words	nil	nil	nil

Facilities for PCS: Facilities of physically challenged students

1. Do your institution buildings have Lifts/Ramps?	Yes, in some of the buildings
2. Do your institution have provision for walking aids, including wheelchairs and transportation from one building to another for handicapped students?	No
3. Do your institution buildings have specially designed toilets for handicapped students?	No

Upload Prescribed Formats

Srno	Format Name	Download
------	-------------	----------

1	Consultancy Project Details (Parameter 2D)	Download uploaded format (/dcs17/Uploads/ConsultancyProjectDet: I-2- 13458_ConsultancyProjectDetails_2016
2	Entrepreneurship Details (Parameter 3A)	Download uploaded format (/dcs17/Uploads/EntrepreneurshipDetail I-2- 13458_EntrepreneurshipDetails_201612:
3	Executive Development Program Details (Parameter 2D)	Download uploaded format (/dcs17/Uploads/ExecutiveDevelopment I-2- 13458_ExecutiveDevelopmentProgramI
4	Placement Data (Parameter 3A)	Download uploaded format (/dcs17/Uploads/PlacementData/IR17- I-2- 13458_PlacementData_201612231337:
5	Higher Studies Data (Parameter 3A)	Download uploaded format (/dcs17/Uploads/HigherStudiesData/IR1 I-2- 13458_HigherStudiesData_2016122313
6	Sponsored Research Details (Parameter 2D)	Download uploaded format (/dcs17/Uploads/SponsoredResearchDe I-2- 13458_SponsoredResearchDetails_201
7	Top University Details (Parameter 3D)	Download uploaded format (/dcs17/Uploads/TopUniversityDetails3D I-2- 13458_TopUniversityDetails3D_201612:
8	Top University Details (Parameter 5D)	Download uploaded format (/dcs17/Uploads/TopUniversityDetails5D I-2- 13458_TopUniversityDetails5D_201612:

Have you uploaded the all prescribed formats in your website/url/weblocation?:

